



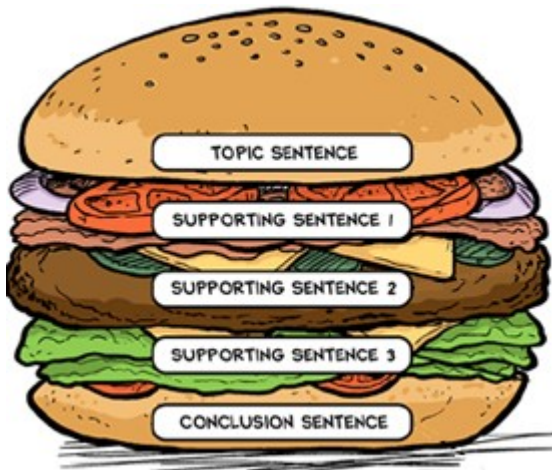
Punctuation and Grammar Essential Skills

Year 3 - Autumn Term 1

By the end of this half term, children should know and understand the following skill;

I can group ideas into a paragraph.

- Stack sentences around a person, place or time.
- Develop ideas around the same topic
- Use 'step sentences' to link between paragraphs



Key Vocabulary

sentences

conjunctions


cohesion

Top Tips

You need to be able to use this skill in your own writing as well as find it in other peoples. Can you spot it in a book you are reading? Can you check for it in your writing?

Practical Help

- Use plot points or shapes to guide your paragraph theme
- Read between each paragraph—does one link to the next?
- Think about paragraphs as burgers; the meat is the topic and you fill them with tasty fillings (lettuce, cheese, sauce) to support the main idea.



Punctuation and Grammar Essential Skills

Year 3 - Autumn Term 2

By the end of this half term, children should know and understand the following skill;

I can use the present perfect form of verbs.

- Use 'have' or haven't' before the past tense verb
- Shows the action has finished but the result of the action is still happening.

The aliens ~~landed~~ on planet Zig.
The aliens **have** landed on planet Zig.

Key Vocabulary

capital letter

full stop

punctuation

sentence

nouns

proper nouns


Top Tips

You need to be able to use this skill in your own writing as well as find it in other peoples.

Can you spot it in a book you are reading? Can you check for it in your writing?

Practical Help

- How many present perfect tense sentences can you find in your reading book?
- Watch the news or Newsround. Can you hear the presenters using present perfect tense.



Punctuation and Grammar Essential Skills

Year 3 - Spring Term 1

By the end of this half term, children should know and understand the following skill;

I can use adverbs.

- adverbs gives more information about verbs
- They tell us how, when, where or why the action is taking place
- Adverbs can be used before or after the verb
- Adverbs can be used to open a sentence

I called **excitedly** to my little sister.
Excitedly, I called to my little sister.

Key Vocabulary


word
sentence
conjunction
and

Top Tips

You need to be able to use this skill in your own writing as well as find it in other peoples. Can you spot it in a book you are reading? Can you check for it in your writing?

Practical Help

- Can you use adverbs in your daily speech to show how or when something is being done?
 - Play a game of Simon Says with a focus on HOW or WHEN



Punctuation and Grammar Essential Skills

Year 3 - Spring Term 2

By the end of this half term, children should know and understand the following skill;

I can use time conjunctions.

- Conjunctions link words or clauses (parts of sentences)
- Tell the reader when something has happened or is happening
- Can be used to open a sentence or within a sentence

after	as soon as possible	before	earlier
eventually	finally	in the beginning	in the end
just at that moment	just then	later	meanwhile
next	several months later	suddenly	while
first	without warning	second	after that

Key Vocabulary

Clause

Conjunction


Subordinate clause

Top Tips

You need to be able to use this skill in your own writing as well as find it in other peoples. Can you spot it in a book you are reading? Can you check for it in your writing?

Practical Help

- Can you spot time conjunctions in a recipe or set of instructions?
 - Give a 2 or 3-step instruction using time conjunctions
- Read or watch the news! They use time conjunctions often.



Punctuation and Grammar Essential Skills

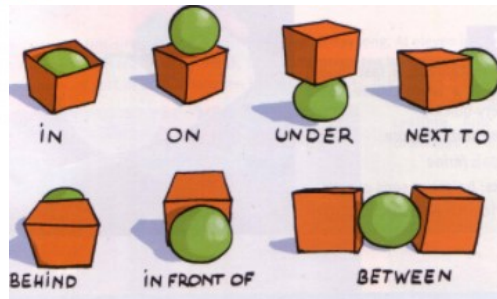
Year 3 - Summer Term 1

By the end of this half term, children should know and understand the following skill;

I can use prepositions.

- Shows how things are related
- Describes the position of something
- Shows when something happens or how it's done

in from for
on of under
by at with
over



Key Vocabulary


Sentence
Preposition
Nouns
Pronouns

Top Tips

You need to be able to use this skill in your own writing as well as find it in other peoples. Can you spot it in a book you are reading? Can you check for it in your writing?

Practical Help

- Give instructions for a drawing using prepositions
 - Preposition Simon Says
- Memory game of where an object is usually found



Punctuation and Grammar Essential Skills

Year 3 - Summer Term 2

By the end of this half term, children should know and understand the following skill;

I can use inverted commas to punctuate direct speech.

- Sometimes called speech marks
- Show a reader when someone is actually speaking
- Wrap around the speech

“I’m exhausted!” exclaimed baby bear.

Key Vocabulary

Inverted commas

Speech marks

Direct speech

Top Tips

You need to be able to use this skill in your own writing as well as find it in other peoples. Can you spot it in a book you are reading? Can you check for it in your writing?

Practical Help

- Be an inverted comma hunter in your reading book
- Write speech bubbles and post them around the house (what’s inside the speech bubble is your direct speech)