





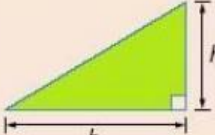

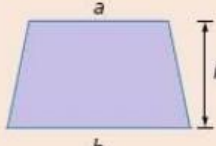
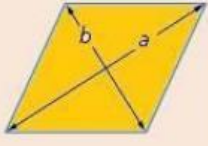
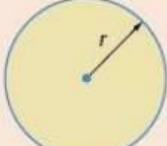
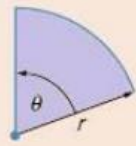
Key Instant Recall Facts

Year 6 – Summer Term 2

I know the formulae for finding the area of different shapes

By the end of this half term, children should know the following facts. The aim is for them to recall these facts **instantly**.

The area of a shape is a measure of the size of its surface.

<p>Square Area = l^2</p> 	<p>Rectangle Area = $l \times w$</p> 	<p>Triangle Area = $\frac{1}{2} b \times h$</p> 	<p>Parallelogram Area = $b \times h$</p> 
<p>Trapezium Area = $\frac{1}{2} (a + b)h$</p> 	<p>Rhombus Area = $\frac{1}{2} a \times b$</p> 	<p>Circle Area = πr^2</p> 	<p>Sector Area = $\frac{\theta}{360} \pi r^2$</p> 

Key vocabulary

area
base
height
pi
radius

Children should also be able to recall the formula for finding the area of different shapes.

Top tips

The secret to success is practising little and often. Use time wisely. Can you practise these KIRFs while walking to school or during a car journey? You do not need to practise them all at once; perhaps you could have a fact of the day. If you would like more ideas, please speak to your child's teacher.

Practical resources

It is very important that your child uses mathematical vocabulary accurately. They must use language such as height, length, base, width and radius when recalling the appropriate formulae. Practise recalling the definition of this vocabulary together – you could make flashcards to help your child remember.